

KISTOCK DATALOGGERS
KP 320 / KP 321

-
-
- 2,000,000
- (1 18,000)
- 2 가
- 2 lines LCD screen
- 가
- (Android and IOS)
-
- IP65 protection



		Number	Type	Number	Type		
KP 320 KP 321	Yes	1		-		2 000 000	

110.2 x 79 x 35.4 mm

1 OK key
1 Selection key

IP65

206 g

ABS housing

PC
1 micro-USB input

2 lines LCD screen
Dimensions of screen: 49.5 x 45 mm
2 indication LEDs (red and green)

2 lithium double AA 3.6 V batteries

가
Hygrometry: from 0 to 95 %RH
Maximum altitude: 2000 m

TECHNICAL FEATURES

	KP 320	KP 321
	Pa	Pa
	±1000 Pa	±10000 Pa
	1 Pa	1 Pa
*	±0.5% of the reading ±3 Pa	±0.5% of the reading ±30 Pa
	Micro-USB female connector	
	2	
	2	가
	1 ~ 24	
	From 5 to +50 °C	
	From -40 to 85 °C	
	7 years**	
	2011/65EU RoHS II ; 2012/19/EU WEEE ; 2004/108/EC EMC ; 2006/95/EC	

* All accuracies indicated in this document were stated in laboratory conditions and can be guaranteed for measurement carried out in the same conditions, or carried out with calibration compensation.

** On the basis of 1 measurement each 15 minutes at 25 °C.

RECORDER FUNCTIONS

5가

-
-
-

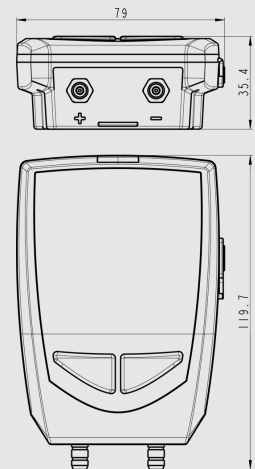
4가

-
-
- OK
- PC
- 가

6가

-
-
-
-
-
- OK ()

DIMENSIONS (mm)



CONNECTIONS

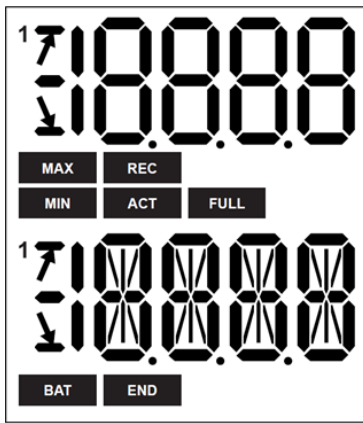
Two pressure connections



PC CONNECTION



DISPLAY



END

REC

FULL

BAT

ACT

MIN

MAX



1

:

:

:

:

:

80~90%

90~100%

100%

/

/

SOFTWARE



- **KILOG LITE:** free software to download on the KIMO website (kimo.fr). Allows the data download (graphics and points statement) and the datalogger configuration.



- **Configuration and data processing software**
KILOG software allows to configure, save and process your data in a very simple way.
- Software only: Ref. KILOG-3-N
- Complete set: software + 1 USB cable, Ref. KIC-3-N

SAFETY LOCK WALL MOUNT WITH PADLOCK



The system allows to secure your KISTOCK datalogger on sensitive sites.



➤ Mount the safety lock support on the required place.

1. Present the KISTOCK datalogger on the support **starting with the lower part**
2. Clip the KISTOCK on the support by folding down the upper part
3. Insert the padlock to ensure the safety lock function



The padlock can be replaced by a fail-safe sealed



The datalogger can be placed on the screw-mount without the safety lock function

➤ To remove the datalogger from the support, proceed in reverse order.

MOUNTING

The KISTOCK class 320 has a magnetic mounting, so you can fix it easily.



REPLACE THE BATTERIES










With 7 years* of battery life, the KISTOCK devices guarantee long-term measurements.

To replace the batteries:

- Unscrew the screw on the back side of the KISTOCK, on the battery hatch, with a cross-headed screwdriver.
- Remove the hatch and the old batteries.
- Insert the new batteries and respect the polarity.
- Replace the battery hatch and screw it.

* On the basis of 1 measurement each 15 minutes at 25 °C.

ACCESSORIES

Accessories	Part numbers	Illustrations
1 AA lithium 3.6 V battery ( 2 batteries are required for class 320 dataloggers)	KBL-AA	
Safety lock wall mount with padlock	KAV-320	
Wired extension for class 320 KISTOCK probes In polyurethane, 5 m length with male and female mini-DIN connectors <u>Note:</u> several extensions can be wired in order to obtain up to 25 m cable length	KIRGB-5	
Data collector Collects up to 20 000 000 points from one or several KISTOCK directly on-site. Results restitution on PC of realised datasets	KNT-320	
USB micro-USB cable which allows to plug your KISTOCK datalogger to your PC	CK-50	
Neck size hand strap	KDC	



Only the accessories supplied with the device must be used.

CALIBRATION

A calibration certificate is available as option in paper format.
We recommend to carry out a yearly checking.

MAINTENANCE

Please avoid any aggressive solvent.
Please protect the device and probes from any cleaning produce containing formalin, that may be used for cleaning rooms and ducts.

GUARANTEE PERIOD

KISTOCK dataloggers have 1-year guarantee for any manufacturing defect (return to our After-sales service required).

PRECAUTIONS FOR USE

Please always use the device in accordance with its intended use and within parameters described in the technical features in order not to compromise the protection ensured by the device.



BE CAREFUL! Material damages can happen, so please apply the precautionary measures indicated.



Once returned to KIMO, required waste collection will be assured in the respect of the environment in accordance to guidelines relating to WEEE.

www.kimo.fr

Distributed by :



EXPORT DEPARTMENT
Tel : + 33. 1. 60. 06. 69. 25 - Fax : + 33. 1. 60. 06. 69. 29
e-mail : export@kimo.fr